

Housekeeping Wall Planner
































TASK / AREA	PRODUCTS	DOSING AND DILUTION	APPLICATION	HAZARD CONCENTRATED PRODUCT ONLY	HAZARD DILUTED PRODUCT ONLY	PPE
CLEANING & SANITISING Area : Washrooms Washroom, Basins & Fittings	H9 Washroom Cleaner Sanitiser Super Concentrate Accredited to EN1276 CODE: FHSBH9/BOX	Fill trigger spray bottle with water to max fill line. Dispense 1 shot in 750ml trigger spray bottle	Spray product onto surface to be cleaned and wipe with a sponge or a cloth. Allow 5 minutes contact time for sanitising	 CORROSIVE DANGER	NOT CLASSIFIED	
CLEANING Area: Washrooms Toilets & Urinals	H10 Toilet Cleaner Super Concentrate CODE: FHSBH10/BOX	Fill directional bottle with water to max fill line. Dispense 4 shots in 1L bottle	Flush the toilet before application. Gently squeeze the bottle, directing the jet under the rim and around the bowl, giving an even application. Allow as long as possible before re-flushing the toilet. Do not use in conjunction with bleach.	 CORROSIVE	NOT CLASSIFIED	
CLEANING Area: General Glass, Mirrors & Windows	H11 Glass & General Purpose Cleaner Super Concentrate CODE: FHSBH11/BOX	Fill trigger spray bottle with water to max fill line. Dispense 1 shot in 750ml trigger spray bottle	Spray product onto surface to be cleaned, wipe with a lint-free cloth or centre feed roll	 FLAMMABLE WARNING	NOT CLASSIFIED	
AIR FRESHENING Area: General All Areas	H12 Odour Absorber Super Concentrate CODE: FHSBH12/BOX	Fill trigger spray bottle with water to max fill line. Dispense 2 shots in 750ml trigger spray bottle	Spray into the air and all corners of the room. Not for use on or near food contact surfaces.	 WARNING	NOT CLASSIFIED	
CLEANING Area: General Sealed wood, Paintwork, Laminates & Plastics	Furniture Polish CODE: 277-003	Ready to use: No dilution required	Shake thoroughly before use. Turn spray nozzle to ON position. Spray sparingly onto a soft, dry cloth. Wipe surface to be cleaned. Allow to dry for a few seconds. Turn cloth and polish to a shine. Return spray nozzle to OFF position.	NOT CLASSIFIED	NOT CLASSIFIED	
CLEANING & DISINFECTING Area: Washrooms Urinals, Toilets stainless steel & drains	Acid Washroom and Limescale Remover CODE: 6963/00	General Washroom Cleaning: Dilute 17ml per 1000ml water. Stainless Steel Cleaning: Dilute 25ml per 1000ml water Disinfecting Drains: Use neat	Flush toilet and reduce water level with toilet brush. Apply under rim and around toilet bowl or urinal. Allow up to 7-8 minutes contact time or longer if required. Agitate with toilet brush. Flush thoroughly with fresh water. DO NOT mix Acid Toilet & Limescale Cleaner with bleach based products.	 CORROSIVE	NOT CLASSIFIED	
CLEANING Area: General Hard Surfaces	Lemon Floor Cleaning Gel CODE: 226-4005	Using a pelican pump dose 1-2 shots per 5ltr mop bucket of hot/warm water	Apply with a mop and bucket	 WARNING	NOT CLASSIFIED	
CLEANING Area: General Washable Textiles & Fabrics including wool	Spot and Stain Remover CODE: 277-0024	Ready to use: No dilution required	All carpets should be tested for colour fastness prior to wet cleaning. Spray mousse directly onto stain. Allow up to 2-3 minutes contact time. Agitate with a damp sponge, cloth or soft bristled brush. Blot away residual foam and soil	NOT CLASSIFIED	NOT CLASSIFIED	
CLEANING Area: General Carpets & Rugs	Carpet Extraction Shampoo CODE: 1781/00	Extraction Carpet Cleaning: Dilute 20ml per 1 litre of water	Add to carpet cleaning machine. Brush carpet or fabric when finished and leave to dry for at least seven hours. Vacuum carpet or fabric again when dry.	NOT CLASSIFIED	NOT CLASSIFIED	
ODOUR CONTROL Area: General Carpets, absorbent surfaces, fabrics & air	Odour Digester Concentrate CODE: C170	Active odour neutralisation Dilute 1:5 with water (200ml per litre)	- Air: Spray into the air - Soft Furnishings: Spray onto carpets, absorbent surfaces & fabrics. - Shock Dose: Apply 4-5 times a day	 CORROSIVE	NOT CLASSIFIED	
CLEANING & SANITISING Area : Washrooms Toilets & Urinals	Cleanline Daily Toilet Cleaner CODE: CSVTC/1L	Ready to use: No dilution required	Flush toilet and reduce water level with toilet brush. Apply under rim and around toilet bowl or urinal. Allow up to 7-8 minutes contact time or longer if required. Agitate with toilet brush. Flush thoroughly with fresh water. Do not mix with any bleach based product.	 CORROSIVE DANGER	NOT CLASSIFIED	

Always follow the directions for use and safety precautions, including use of Personal Protective Equipment (PPE) as shown on the product container. Hazards indicate chemicals in their concentrated state. In the event of an emergency, please refer to the Safety Data Sheet.

Call Care Shop on 0161 848 4000 to reorder

www.careshop.co.uk

Kitchen Hygiene Wall Planner

TASK / AREA	PRODUCTS	DOSING AND DILUTION	APPLICATION	HAZARD CONCENTRATED PRODUCT ONLY	HAZARD DILUTED PRODUCT ONLY	PPE
CLEANING (Stage 1) Area: Kitchen Food Contact Surfaces	No.1 Multi-Purpose Cleaner Super Concentrate CODE: FHSB1/BOX	Fill trigger spray bottle with water to max fill line. Dispense 1 shot in 750ml trigger spray bottle 	Spray product onto surface to be cleaned, agitate tough deposits, rinse with fresh water and leave to air dry 	 CORROSIVE  DANGER	NOT CLASSIFIED	 
SANITISING (Stage 2) Area: Kitchen Food Contact Surfaces	No.2 Sanitiser - Super Concentrate CODE: FHSB2/BOX (Accredited to EN1276)	Fill trigger spray bottle with water to max fill line. Dispense 1 shot in 750ml trigger spray bottle 	Adjust nozzle to mist setting, spray over clean surfaces and leave to air dry for at least 1 minute 	 CORROSIVE  DANGER	NOT CLASSIFIED	 
DEGREASING Area: Kitchen Walls, Canopies, Hobs and Floors	No.3 Heavy Duty Cleaner Super Concentrate CODE: FHSB3/BOX	Fill trigger spray bottle with water to max fill line. Walls, canopies & hobs: Dispense 1 shot in 750ml trigger spray bottle Floors: Dispense 4-6 shots per 5L of water in a bucket 	Spray product onto surface to be cleaned, agitate tough deposits, rinse with fresh water and leave to air dry Apply with a mop and bucket 	 CORROSIVE	NOT CLASSIFIED	 
STERILISING FLUID Area: Kitchen & Bathroom Steriliser: Hard surfaces Tannin: Crockery, china, cutlery	Sterilising Fluid CODE: 1758/05	Steriliser: Dilute 1:50 (20ml per litre) Tannin: Dilute: 1:10 (100ml per litre)	Steriliser: Allow a contact time of 15 minutes, rinsing is not necessary. Avoid contact with fabrics as this may cause discolouration. Tannin: Soak items in solution for up to 30 minutes then thoroughly rinse with clean water.	 CORROSIVE	NOT CLASSIFIED	 
DEGREASING OVENS Area: Kitchen Ovens and Grills	Oven and Grill Cleaner CODE: 277-0025	Ready to use trigger spray: No dilution required	Use only on cold surfaces. Allow 15 min (light soiling) and 3 min (heavy soiling). After contact time rinse off. If required reapply. Do not use on aluminium, copper, brass, marble painted surfaces, appliance lettering, heating element or fan. Do not use on self-cleaning ovens.	 CORROSIVE	NOT CLASSIFIED	   
GLASS & STAINLESS STEEL CLEANER Area: Household Glass surfaces including windows, mirrors and stainless steel.	Glass and Stainless Steel Cleaner CODE: CL1010	No dilution required	Apply sparingly onto the surface and wipe with a paper towel or clean cloth. Polish surface with a clean dry cloth.	NOT CLASSIFIED	NOT CLASSIFIED	
DESCALER Area: Kitchen Automatic catering equipment machine dish and glass washers	Catering Descaler CODE: N03124	Heavy Scale: Dilute 1:5 (200ml per Litre) Normal Scale: Dilute 1:20 (50ml per Litre) Removing water staining: Dilute 1:80 (12ml per Litre)	Dilute accordingly depending on the level of scale. Always test a small area with the solution to check compatibility. Agitate with brush if necessary and thoroughly rinse 2/3 times with water.	 CORROSIVE	NOT CLASSIFIED	 
MANUAL DISH WASHING Area: Kitchen	Washing Up Liquid Concentrate CODE: 166-4001	Dilute accordingly	For dish washing, add directly to warm water in the sink under running taps. Clean crockery with a brush or sponge Rinse with water	 WARNING	NOT CLASSIFIED	

Always follow the directions for use and safety precautions, including use of Personal Protective Equipment (PPE) as shown on the product container. Hazards indicate chemicals in their concentrated state. In the event of an emergency, please refer to the Safety Data Sheet.

Call Care Shop on 0161 848 4000 to reorder

www.careshop.co.uk

Kitchen Hygiene Wall Planner

TASK / AREA	PRODUCTS	DOSING AND DILUTION	APPLICATION	HAZARD CONCENTRATED PRODUCT ONLY	HAZARD DILUTED PRODUCT ONLY	PPE
CLEANING (Stage1) Area: Kitchen Food Contact Surfaces	No.1 Multi-Purpose Cleaner Super Concentrate CODE: FHSB1/BOX	Fill trigger spray bottle with water to max fill line. Dispense 1 shot in 750ml trigger spray bottle	Spray product onto surface to be cleaned, agitate tough deposits, rinse with fresh water and leave to air dry	 CORROSIVE	 DANGER	NOT CLASSIFIED
SANITISING (Stage 2) Area: Kitchen Food Contact Surfaces	No.2 Sanitiser - Super Concentrate CODE: FHSB2/BOX (Accredited to EN1276)	Fill trigger spray bottle with water to max fill line. Dispense 1 shot in 750ml trigger spray bottle	Adjust nozzle to mist setting, spray over clean surfaces and leave to air dry for at least 1 minute	 CORROSIVE	 DANGER	NOT CLASSIFIED
DEGREASING Area: Kitchen Walls, Canopies, Hobs and Floors	No.3 Heavy Duty Cleaner Super Concentrate CODE: FHSB3/BOX	Fill trigger spray bottle with water to max fill line. Walls, canopies & hobs: Dispense 1 shot in 750ml trigger spray bottle Floors: Dispense 4-6 shots per 5L of water in a bucket	Spray product onto surface to be cleaned, agitate tough deposits, rinse with fresh water and leave to air dry Apply with a mop and bucket	 CORROSIVE	NOT CLASSIFIED	
DESTAINING Area: Kitchen Automatic catering equipment machine dish and glass washers	Super Destaining Powder CODE: FHSB19/5	Normal Stain Removal: Use at a rate of 75g per 5 litres of hot water. Heavy Duty Stain Removal: Use at a rate of 100g to 300g per 5 litres of hot water.	Light stains, soak items for approx 15/30 minutes. Heavily stained items may need overnight soaking. Ensure items are rinsed before re-use. Tea Urn Cleaning: leave solution in urn for approx. 2 hours before fully draining and cleaning. Ensure urn has been fully rinsed and dried before re-use.	 CORROSIVE	 DANGER	NOT CLASSIFIED

Always follow the directions for use and safety precautions, including use of Personal Protective Equipment (PPE) as shown on the product container. Hazards indicate chemicals in their concentrated state. In the event of an emergency, please refer to the Safety Data Sheet.

Call Care Shop on 0161 848 4000 to reorder

www.careshop.co.uk