



Machine Dishwash

Cleanline® Machine Dishwash is a high-performance automatic dishwashing detergent formulated to provide excellent soil removal in medium to hard water.

- A liquid machine detergent suitable for use in both single and multi-tank dishwashing machines
- Detergent for use in commercial dishwashing machines and dispensed using an automatic dosing system or integral dosing pumps.
- Easily removes stubborn dirt and soiling from crockery, cutlery and stainless steel utensils.
- Scale control agents prevent scaling in medium / hard water conditions
- Low foaming yet highly active formulation.
- Not suitable for hand (manual) dishwashing or in domestic machines.

DISPENSE USING AN AUTOMATIC DOSING EQUIPMENT OR INTEGRAL DOSING PUMPS.

| | | |
|---|---------------------|---|
| Dishwasher dosing equipment. | Dilute up to 1:1000 | Add 1ml to 5ml per litre hot water at 55°C – 65°C (depending on water hardness and level of soiling) in accordance with the machine manufacturer's instructions. |
| The correct concentration will be pre-set by your local representative. | | |

MATERIALS COMPATIBILITY: NON CORROSIVE TOWARD MILD AND STAINLESS STEEL, POLYTHENE, POLYPROPYLENE AND CROCKERY. CORROSIVE, BOTH AT USER CONCENTRATION OR UNDILUTED ON ALUMINIUM, ZINC, TIN, COPPER AND THEIR COMMON ALLOYS



CODE AND CASE SIZE:

CL1013 - 5 litre (supplied in case of 4)
CL1012 - 20 litre

PRODUCT INFORMATION:

Appearance: Pale yellow liquid
Odour: Characteristic odour
Oxidising: Non-oxidising (by EC criteria)
Solubility: Soluble
Viscosity: Non-viscous
pH as supplied: <11.5

QUALITY ASSURANCE:

This product is manufactured in the UK for Bunzl UK & Ireland and produced under ISO 9001 Quality Management System & ISO 14001 Environmental Management Systems. This product has not been tested on animals.

ENVIRONMENTAL:

All surfactants used in Cleanline products comply with the current European regulations concerning biodegradability & protection of the environment.

SAFE HANDLING:

Always wear the correct Personal Protective Equipment (PPE) when handling, dispensing or using chemicals. All PPE should comply with appropriate standards and be readily available for use.



In case of an accident please refer to the product Safety Data Sheet (SDS) for immediate first aid measures and helpline telephone number for a medical emergency.

SAFE STORAGE:

Store sealed in original container in a cool, well ventilated area away from direct sunlight and extremes of temperature.

(UK) PrimeSource, PO BOX 15247, Birmingham, B23 3HN, UK
(IE) PrimeSource, Unit D9, Horizon Logistics Park, Swords, Co.Dublin, K67 N4T2, Ireland
Email: info@prime-source.co.uk

ISSUE DATE: 31/01/2023



Cleanline® is an exclusive brand of Bunzl UK & Ireland

© 2022 Bunzl UK Ltd. All Rights Reserved.

TECHNICAL INFORMATION SHEET

Supplier: 75/00

Page 1 of 2

Product information continued Cleanline® Machine Dishwash



PROBLEM SOLVING:


Problems in automatic dishwashing can sometimes result from more than a single cause. It is necessary to check all the possible causes and, by the process of elimination, arrive at the solution. The problems that occur most frequently, the possible cause, and the solution are listed below.

| Problem | Possible Cause | Solution |
|-----------------------------|--|---|
| Spotting | Water not hot enough. | Check hot water temperature. |
| | Dishes and cutlery not completely clean. | Check loading of the machine. |
| | Hard water or high dissolved minerals. | Check rinse aid concentration, increase if necessary. Install water softener. |
| | Food residues. | Check if pre-scrapping. Check water and detergent concentrations. |
| | Mechanical failure. | Call for approved service. |
| Specks | Food particles. | Check if pre-scrapping. Check water and detergent concentrations. |
| Dishwasher leaks | Soiled or worn gasket. | Clean gasket and side of door or replace gasket. |
| Heavy foam | Check if pre-scrapping. | Check water and detergent concentrations. |
| Black marks on china | Metal marks from knives. | Soak in mild bleach solution. |

BEST PRACTICE MACHINE DISHWASHER ROUTINE

1 Preparation

- Check that scrap tray(s) are in place
- Check that drains are **CLOSED**
- Turn on and fill the dishwasher. Once full, check to ensure the heaters are on




Check temperatures are set to:

- WASH 67-69°C
- RINSE 50-55°C

- Allow washed items to air dry naturally
- Check max. line detergent and rinse aid product levels and replace if required

2 Correct Loading

- Remove food scraps from plates and dishes
- Pour tea and coffee residues down a sink or drain
- Pre-spray items with water if available
- Change wash water regularly

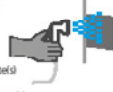


- Always rack cups upside down.
- Always rack according to size. Smallest items at the front.
- Always use cutlery rack or basket. Mix cutlery in each basket, handles down.

3 Change Wash Water


Change the wash water regularly.

- Switch **OFF** dishwasher
- DRAIN** the machine
- Remove scrap tray(s) and empty into a waste bin
- Clean scrap tray(s) and filter plate(s) thoroughly
- Replace filter plate(s) and scrap tray(s)
- Check all surfaces are in place and free of any blockages
- Ensure not to misplace any loose parts from cleaning




4 Changing Chemicals

- Always wear the recommended safety equipment (PPE)
- Carefully withdraw tubing from empty container
- Discard product container safely and responsibly (recycle if possible)
- Break seal and remove the cap of new container and gently insert the dosing tube
- Place new container in position



5 Close Down

- Switch **OFF** dishwasher
- DRAIN** the machine
- Clean and remove any food debris
- Sanitise all internal and external surfaces and rinse thoroughly
- Allow to air dry with door/hood open (overnight if possible)



For maintenance of the machine dishwasher, descaling should be completed regularly to prevent the build up of limescale.

CODE AND CASE SIZE:

CL1013 - 5 litre (supplied in case of 4)
CL1012 - 20 litre

PRODUCT INFORMATION:

Appearance: Pale yellow liquid
Odour: Characteristic odour
Oxidising: Non-oxidising (by EC criteria)
Solubility: Soluble
Viscosity: Non-viscous
pH as supplied: <11.5

QUALITY ASSURANCE:

This product is manufactured in the UK for Bunzl UK & Ireland and produced under ISO 9001 Quality Management System & ISO 14001 Environmental Management Systems. This product has not been tested on animals.

ENVIRONMENTAL:

All surfactants used in Cleanline products comply with the current European regulations concerning biodegradability & protection of the environment.

SAFE HANDLING:

Always wear the correct Personal Protective Equipment (PPE) when handling, dispensing or using chemicals. All PPE should comply with appropriate standards and be readily available for use.



In case of an accident please refer to the product Safety Data Sheet (SDS) for immediate first aid measures and helpline telephone number for a medical emergency.

SAFE STORAGE:

Store sealed in original container in a cool, well ventilated area away from direct sunlight and extremes of temperature.

(UK) PrimeSource, PO BOX 15247,
Birmingham, B23 3HN, UK
(IE) PrimeSource, Unit D9, Horizon Logistics Park,
Swords, Co.Dublin, K67 N4T2, Ireland
Email: info@prime-source.co.uk

ISSUE DATE: 31/01/2023